

BTICINO > Low voltage energy distribution > MAS160 - Distribution boards > Wall mounted distribution boards






94550L

SDX-L - wall-mounting distribution board 515x850x145mm
complete with panels 120 modules DIN35

Technical features

Protection index	IP43
Height	850mm
Width	515mm
Depth	145mm
N° of modules	120
Standard reference	CEI EN 61439-1/2
Series	Mas 160

Documentation


-  [Instructions Sheet](#)
-  [DWG drawing](#)
-  [Mas160 catalogue](#)

Related products



9429/24Q

Metallic front panel 1/4 turn with DIN35 window for installation up to 24 modules 515x150mm



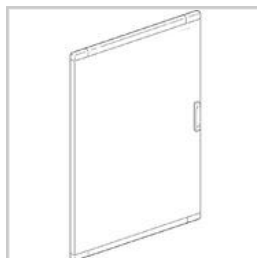
9431/24Q

Metallic front panel 1/4 turn with DIN35 window for installation up to 24 modules 515x200mm



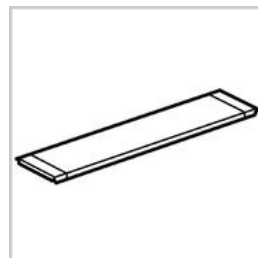
94550VE

Glass door for SDX distribution boards 515x850mm



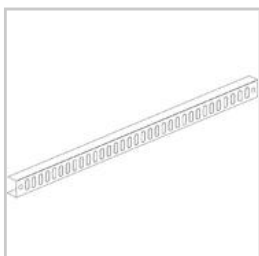
94550LA

Blank door for SDX distribution boards 515x850mm



94500PP

Cable entry plate for SDX-L



94500TRO

SDX-L horizontal cable fixing bar