

BTICINO > Low voltage energy distribution > Switchboards > Metal sheet distribution boards with door IP30



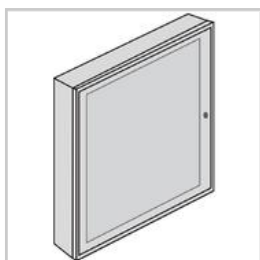
E109M

Neutral or earth terminal for distribution boards item E109...
E209... for 54-72-96 modules DIN

Technical features

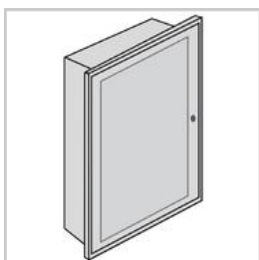
Series	E109 series
--------	-------------

Related products



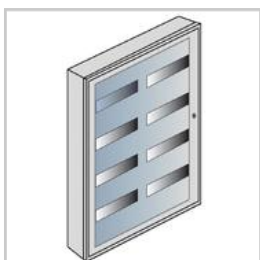
E109P/72D

E109 Series metal-sheet wall-mounting distribution board IP30 with blank door for 72 modules DIN (3x...



E209P/36D

E209 Series metal-sheet flush-mounting distribution board IP30 with blank door for 36 modules DIN (3...



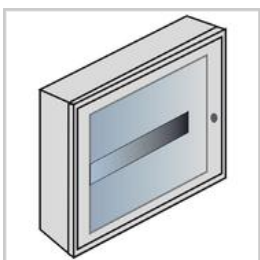
E109C/96D

E109 Series metal-sheet wall-mounting distribution board IP30 with glass door for 96 modules DIN (4x...



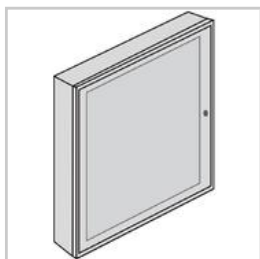
E209C/54D

E209 Series metal-sheet flush-mounting distribution board IP30 with glass door for 54 modules DIN (3...



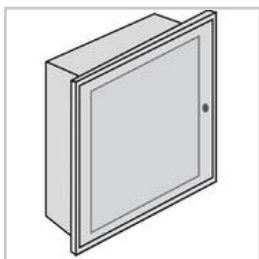
E109C/12D

E109 Series metal-sheet wall-mounting distribution board IP30 with glass door for 12 modules DIN



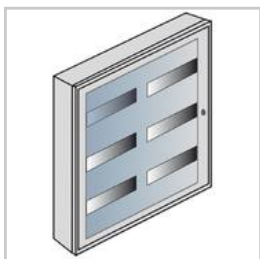
E109P/54D

E109 Series metal-sheet wall-mounting distribution board IP30 with blank door for 54 modules DIN (3x...



E209P/24D

E209 Series metal-sheet flush-mounting distribution board IP30 with blank door for 24 modules DIN (2...



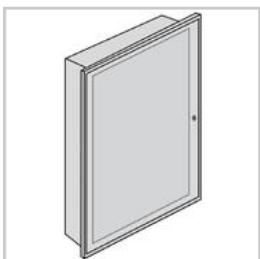
E109C/72D

E109 Series metal-sheet wall-mounting distribution board IP30 with glass door for 72 modules DIN (3x...



E209C/36D

E209 Series metal-sheet flush-mounting distribution board IP30 with glass door for 36 modules DIN (3...



E209P/96D

E209 Series metal-sheet flush-mounting distribution board IP30 with blank door for 96 modules DIN (4...