

BTICINO > Low voltage energy distribution > MAS160 - Distribution boards > Wall mounted distribution boards





94561L

 SDX-L - wall-mounting distribution board 515x1000x145mm
 complete with panels 144 modules DIN35

Technical features

Protection index	IP43
Height	1000mm
Width	515mm
Depth	145mm
N° of modules	144
Standard reference	CEI EN 61439-1/2
Series	Mas 160

Documentation


-  [Instructions Sheet](#)
-  [DWG drawing](#)
-  [Mas160 catalogue](#)

Related products



9429/24Q

Metallic front panel 1/4 turn with DIN35 window for installation up to 24 modules 515x150mm



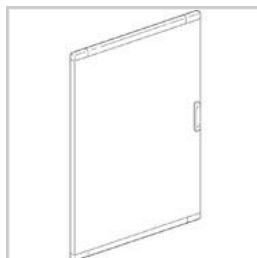
9431/24Q

Metallic front panel 1/4 turn with DIN35 window for installation up to 24 modules 515x200mm



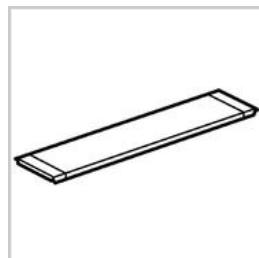
94560VE

Glass door for SDX distribution boards 515x1000mm



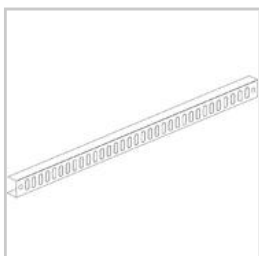
94560LA

Blank door for SDX distribution boards 515x1000mm



94500PP

Cable entry plate for SDX-L



94500TRO

SDX-L horizontal cable fixing bar