


BTICINO &gt; Low voltage energy distribution &gt; Distribution boards and enclosures &gt; MAS160 - Distribution boards &gt; Front panels with window DIN

## 9431/24Q


Metallic front panel 1/4 turn with DIN35 window for installation up to 24 modules 515x200mm



### Technical features

Brand	BTicino
Standard reference	CEI EN 61439-1/2
N° of modules	24
Height	200mm
Width	515mm
Series	Mas 160

### Documentation

 [Mas160 catalogue](#)

We, Bticino S.p.A Viale Borri 231 21100 Varese (Italy), declare that all items listed in Bticino catalogues, have been manufactured in compliance with the principal elements of safety objectives of European Directive said LVD: 2014/35/EU: 26 February 2014 and, where requested, also in compliance with essential protection requirements of electromagnetic compatibility according to European Directive 2014/30/EU: 26 February 2014, and/or where requested also in compliance with 1995/5/CE: 9 March 1999 "R&TTE" or where requested also in compliance with 2014/53/EU: 16 April 2014 "RED". Bticino S.p.A. products are in compliance with the standard published by the International Electrotechnical Commission (IEC). The compliance can be proved by Certificates issued by organizations recognized by IEC according to the CB-scheme. Our items comply with relevant European Product- Standards and show, whether provided, CE marking, they have been constructed in accordance with good engineering practice in safety matters in force in the Community, they do not endanger the safety of persons, domestic animals or property when properly installed and maintained and used in applications for which they were made.

## Related products



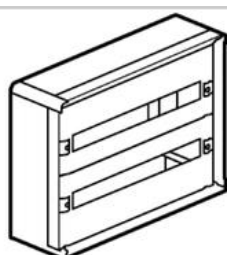
**94551I**

SDX-I - flush-mounting  
distribution board  
515x850x145mm  
complete with panels  
120 modules DIN35



**94560I**

SDX-I - flush-mounting  
distribution board  
515x1000x145mm  
complete with panels  
144 modules DIN35



**94520L**

SDX-L - wall-mounting  
distribution board  
515x400x145mm  
complete with panels 48  
modules DIN35



**94540I**

SDX-I - flush-mounting  
distribution board  
515x700x145mm  
complete with panels 96  
modules DIN35



**94551L**

SDX-L - wall-mounting  
distribution board  
515x850x145mm  
complete with panels  
120 modules DIN35



**94561L**

SDX-L - wall-mounting  
distribution board  
515x1000x145mm  
complete with panels  
144 modules DIN35



**94530I**

SDX-I - flush-mounting  
distribution board  
515x550x145mm  
complete with panels 72  
modules DIN35



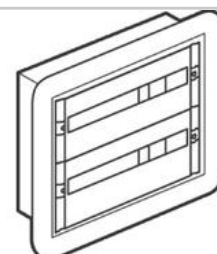
**94550L**

SDX-L - wall-mounting  
distribution board  
515x850x145mm  
complete with panels  
120 modules DIN35



**94560L**

SDX-L - wall-mounting  
distribution board  
515x1000x145mm  
complete with panels  
144 modules DIN35



**94520I**

SDX-I - flush-mounting  
distribution board  
515x400x145mm  
complete with panels 48  
modules DIN35