

BTICINO > Low voltage energy distribution > MAS160 - Distribution boards > Front panels with window DIN


**9429/24Q**

Metallic front panel 1/4 turn with DIN35 window for installation up to 24 modules 515x150mm

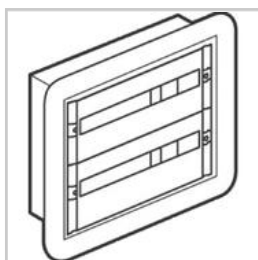
Technical features

Height	150mm
Width	515mm
N° of modules	24
Standard reference	CEI EN 61439-1/2
Series	Mas 160

Documentation

 [Mas160 catalogue](#)

Related products



94520I

SDX-I - flush-mounting distribution board
515x400x145mm
complete with panels 48 modules DIN35



94540L

SDX-L - wall-mounting distribution board
515x700x145mm
complete with panels 96 modules DIN35



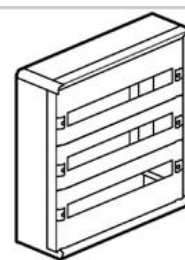
94550I

SDX-I - flush-mounting distribution board
515x850x145mm
complete with panels 120 modules DIN35



94561I

SDX-I - flush-mounting distribution board
515x1000x145mm
complete with panels 144 modules DIN35



94530L

SDX-L - wall-mounting distribution board
515x550x145mm
complete with panels 72 modules DIN35



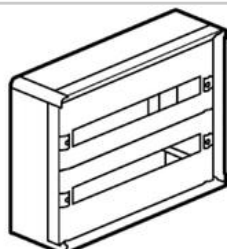
94551I

SDX-I - flush-mounting distribution board
515x850x145mm
complete with panels 120 modules DIN35



94560I

SDX-I - flush-mounting distribution board
515x1000x145mm
complete with panels 144 modules DIN35



94520L

SDX-L - wall-mounting distribution board
515x400x145mm
complete with panels 48 modules DIN35



94540I

SDX-I - flush-mounting distribution board
515x700x145mm
complete with panels 96 modules DIN35



94551L

SDX-L - wall-mounting distribution board
515x850x145mm
complete with panels 120 modules DIN35