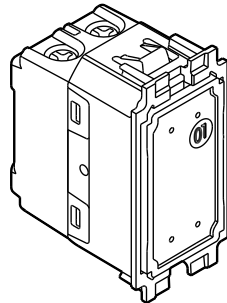
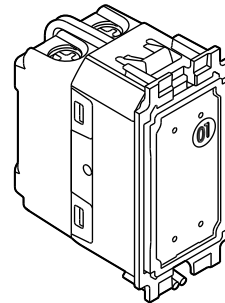


Basic control devices - 4-way switch



K4004



K4004L

1. USE

Axial switch control device for lighting and other control.

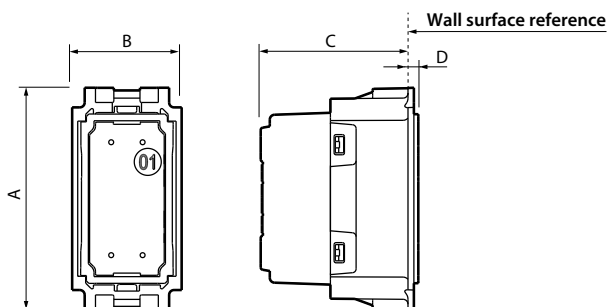
2. RANGE

Designation	Cat. No.	Related Cover Code
4-way 1P switch 10 AX - 250 V	K4004 K4004L (Lightable)	<input type="checkbox"/> KW01 - KW01M2 - KW01A - KW01D KW01F - KW01X - KW01M2A KW01M2D - KW01M2F - KW01M2X
		<input checked="" type="checkbox"/> KM01 - KM01M2 - KM01A - KM01D KM01F - KM01X - KM01M2A KM01M2D - KM01M2F - KM01M2X
		<input checked="" type="checkbox"/> KG01 - KG01M2 - KG01A - KG01D KG01F - KG01X - KG01M2A KG01M2D - KG01M2F - KG01M2X

Colours code:

- White
- Sand
- Black

2. RANGE



A	B	C	D
45	22	30	2

4. CONNECTION

Automatic clamps.
Screw clamps for all devices.
Stripping length (rigid or flexible cables): 9 mm for screw terminals.

5. TECHNICAL CHARACTERISTICS

■ 5.1 Protection index

Penetration by solid bodies/liquid: IP 21 D
Impact test: IK 04

■ 5.2 Material characteristics

Material: Polycarbonate for mechanism case
Halogen free.
UV resistant.
Self-extinguishing:
- 850° C / 30 s for insulating parts holding live parts in place.
- 650° C / 30 s for other parts made of insulating materials.

■ 5.3 Electrical characteristics

Voltage: 250 VAC
Current: 10AX

■ 5.4 Climatic characteristics:

Storage and operating temperatures: - 5° C to + 35° C

6. CLEANING

Surface cleaning with a cloth.
Do not use: acetone, tar remover, trichloroethylene.

Caution: A preliminary test should be carried out if other specific cleaning products are to be used.

7. STANDARDS AND APPROVALS

Compliance with standards of installation and manufacturing.
Refer to e.catalogue.